

How to add a user to your Maverix account







Who can add users?



- User must have administrator status within the account to create a new user.
- Usually the first person to create an account has administrator status and can give it to others in the account.

Go to account settings page

Maverix WAVES™ Platform Demo User  

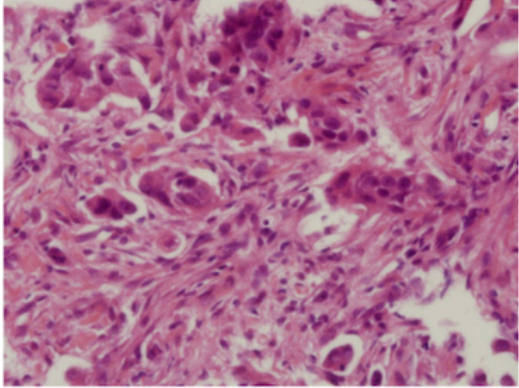
 **HOME** RNA-Seq 3.0 

Projects New

- Test Analysis
- RNA-Seq 3.0**
- RNA-Seq
- Somatic Tumor Normal Analysis
- Germline Variant Calling
- Cat Variant Analysis

RNA-Seq 3.0



Lung Cancer RNA-Seq data from Ju et al. 2011. [Genome Research](#)



A poorly differentiated adenocarcinoma developed in the right upper lobe of lung (Ju et al. 2011)
Created Sep 2015 by Platform Admin

1	1150
Analyses	Files
New Analysis	Upload File

Analyses

mRNASeq Lung Cancer Analysis  Dec 08, 15 

mRNA-Seq for Differential Expression in Eukaryotes hg19

Type email and click invite

Maverix WAVES™ Platform

SETTINGS [DNA Demo] Demo User

Account Settings [Change Password](#)

Account Name: DNA Demo
Account Type: Commercial
Credit Balance: N/A (Trial)

Switch Account [Return home upon selection](#)

Notifications

Email: Off

Invite a User

(email address) [Invite](#)

Manage User Roles

Demo User demo@maverixbio.com	Revoke Admin Remove
Demo User support@maverixbio.com	Revoke Admin Remove

Troubleshooting



- If a user already exists in the list, they can go to the login page and reset their password.
- If "Invite user" is not available, the user who is currently logged in may not have administrator status.